



# 2012-13 School Quality Snapshot

## Conejo Elementary

Conejo Valley Unified

280 North Conejo School Rd., Thousand Oaks, CA 91362

Grades Offered: K-5

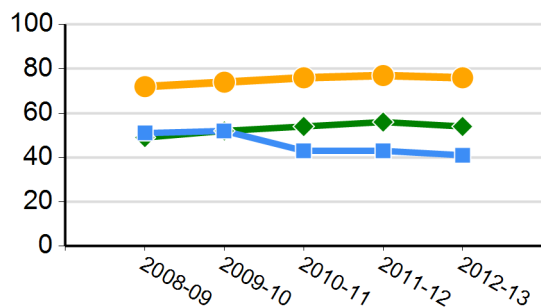
Enrollment: 433

Charter: No

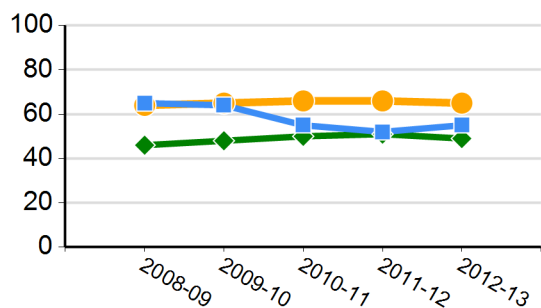
Title I Funded: Yes

CDS Code: 56-73759-6055933

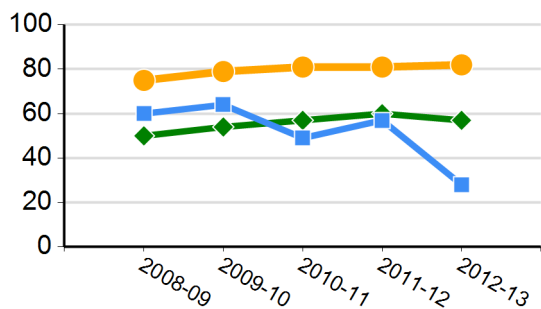
### CST English-language Arts Results (percent proficient and above)



### CST Mathematics Results (percent proficient and above)



### CST Science Results (percent proficient and above)



### California's Academic Performance Index (API)

2013 Growth API	745
Growth from Prior to Current Year	-16
Met Schoolwide Growth Target	No
All Student Groups Met Target	No
2012 Base API State Rank	3
2012 Base API Similar Schools Rank	2

### API Subgroup Performance - 2013 API Growth

	Met Target	Growth
African American or Black		--
American Indian or Alaska Native		--
Asian		--
Filipino		--
Hispanic or Latino	No	-22
Native Hawaiian or Pacific Islander		--
White		--
Two or More Races		--
English Learners	No	-30
Socioeconomically Disadvantaged	No	-18
Students with Disabilities		--

- Green = Student group met target
- Red = Student group did not meet target
- Blue = Student group is not numerically significant
- = Not enough students to report

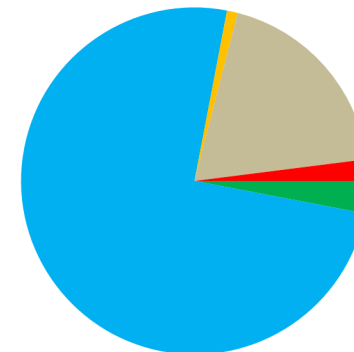
### CHART LEGEND:

■ SCHOOL ● DISTRICT ◆ STATE

CST: CA Standards Test CDS: County-district-school

School and/or district information will not be displayed when data are not available or when data are representing fewer than 11 students.

### 2012-13 Enrollment by Race/Ethnicity

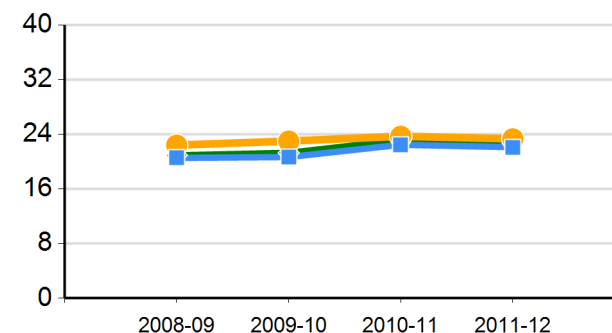


- American Indian or Alaska Native
- Asian
- Native Hawaiian or Pacific Islander
- Filipino
- Hispanic or Latino
- African American or Black
- White
- Two or More Races
- Not Reported

### 2012-13 Subgroup Enrollment

English Learners	65%
Socioeconomically Disadvantaged	77%
Students with Disabilities	9%

### Average Class Size





# 2012-13 School Quality Snapshot

## Conejo Elementary

Conejo Valley Unified

280 North Conejo School Rd., Thousand Oaks, CA 91362

Grades Offered: K-5

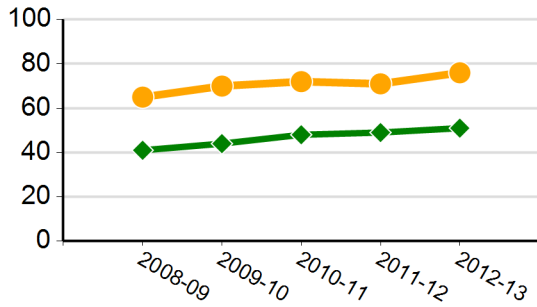
Enrollment: 433

Charter: No

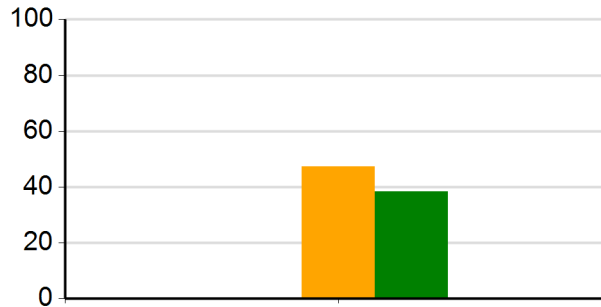
Title I Funded: Yes

CDS Code: 56-73759-6055933

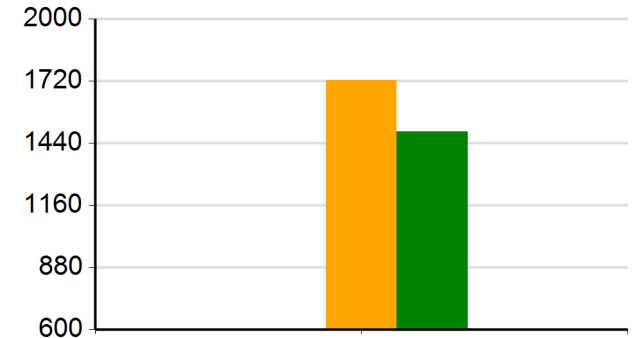
### CST History/Social Science Results (percent proficient and above)



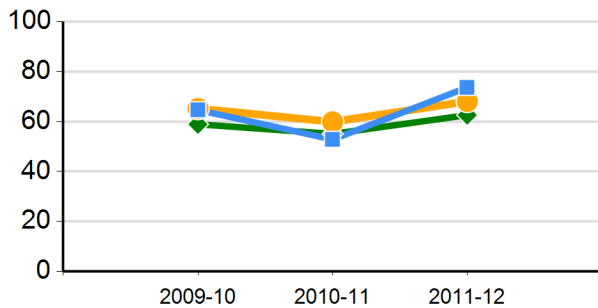
### Percentage of 2011-12 Graduates Meeting University of California "a-g" Requirements



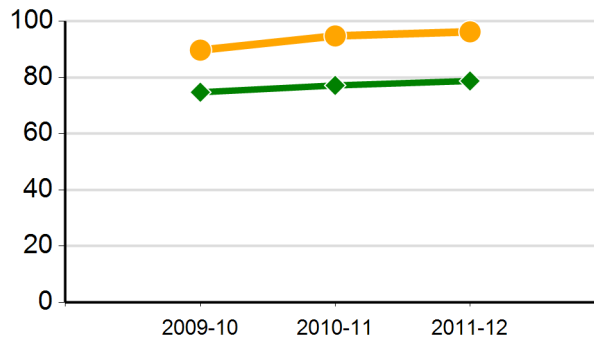
### 2011-12 Average SAT Score



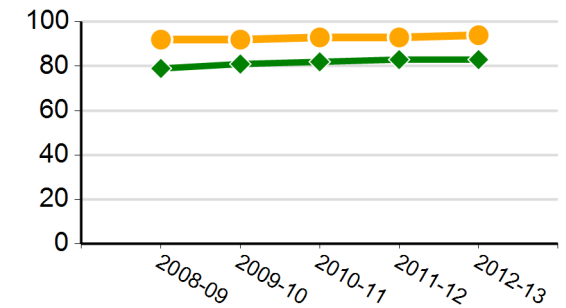
### Percentage of English Learners Making Progress in Learning English



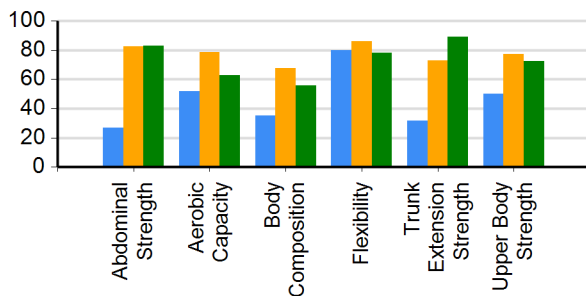
### Cohort Graduation Rate\*



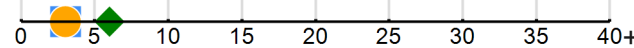
### CAHSEE English-Language Arts Grade 10 Passing Rate



### Percentage of Students in the Healthy Fitness Zone in 2011-12



### 2011-12 Suspensions and Expulsions as a Percentage of Enrolled Students



#### CHART LEGEND:

■ SCHOOL ● DISTRICT ◆ STATE

\* Only three years of data are available

CAHSEE: CA High School Exit Examination

CST: CA Standards Test

School and/or district information will not be displayed when data are not available or when data are representing fewer than 11 students.

### CAHSEE Mathematics Grade 10 Passing Rate

